

narbutas

DOMINO

The rules are
simple: never
stop creating!





Endless combinations of fabrics,
colours and sizes



A business card and
a signature of any
company

DESIGN

narbutas

Create your own DOMINO in just
4 steps...

1

BASE

Choose the
option that
suits you
best.



2

Thicknesses

Combine two
thicknesses of
exterior panels...

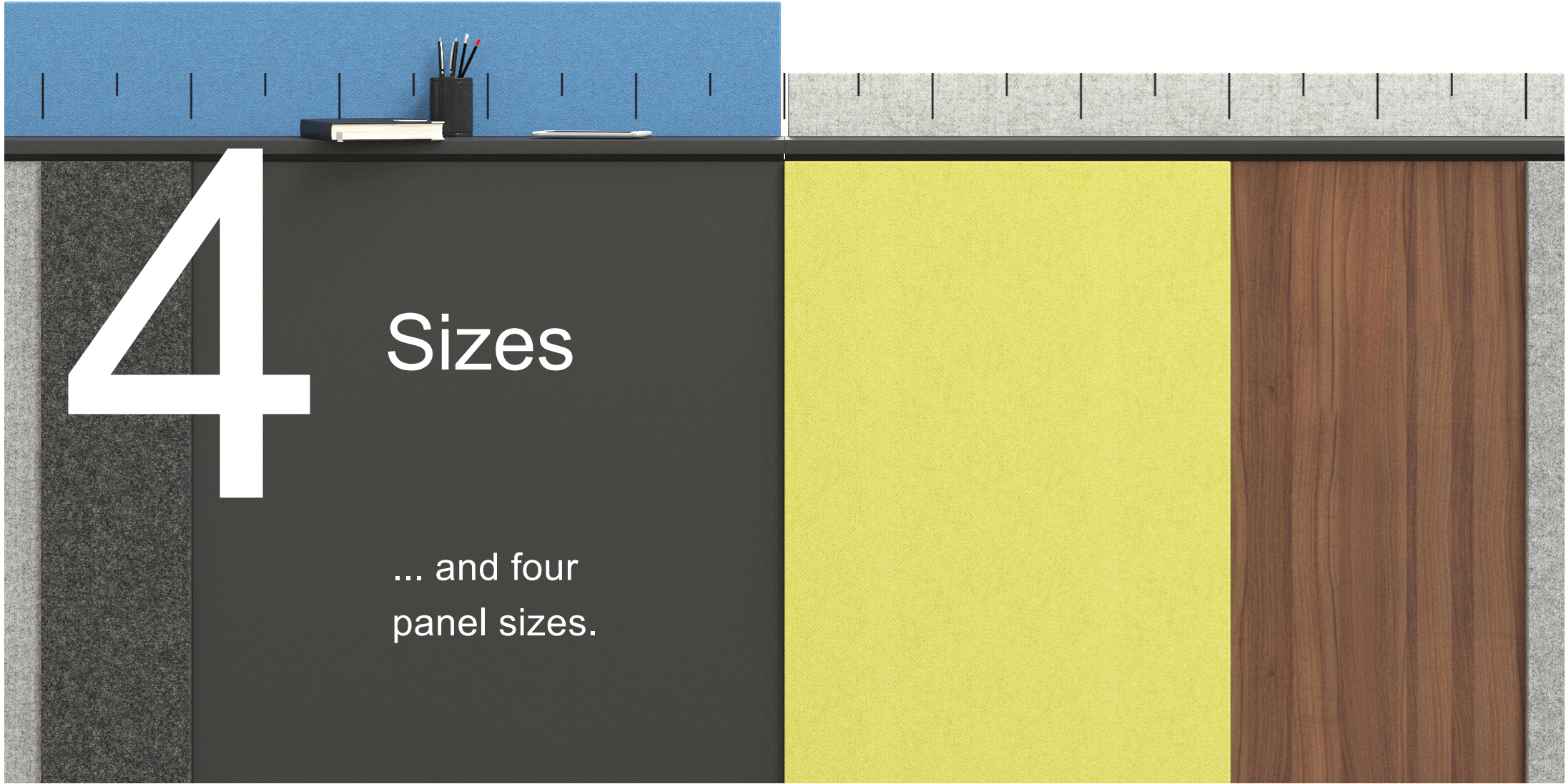


3

Textures

... three
different
textures...







4

Sizes

... and four
panel sizes.

There are no two identical rounds
in the game of dominoes, just like
there are no two identical pieces
of DOMINO furniture!





ERGONOMICS

narbutas


Enjoy freedom of choice

DOMINO furniture
can be easily
assembled and set
up in any interior
space and it can
be used both with
regular or sit-stand
desks.



Create a greater sense of comfort and warmth

For your DOMINO setup, we recommend using MODUS acoustic screens which will allow you to maintain consistency in your interior style and provide employees with a sense of privacy.



Always be in control

DOMINO reception furniture has all the cable management solutions that are necessary for an ergonomic workplace.




RANGE

narbutas

U shape


2 desks x 1600 mm



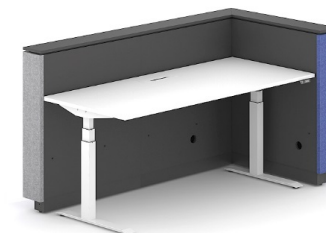


2 desks x 1400 mm



1 desks x 1800 mm



L shape left handed



L shape, right handed

